

# HOW TO CONNECT



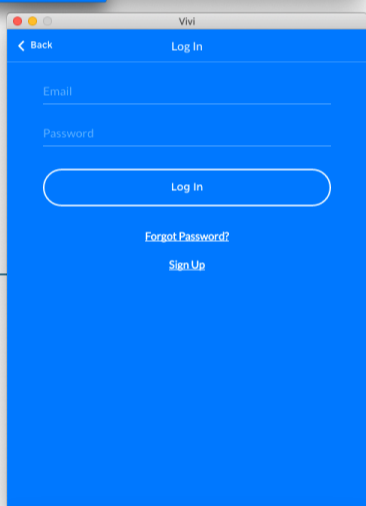
## DOWNLOAD THE APP

Open your device and connect to your school's WiFi network. Download the Vivi App on your device at [get.vivi.io](https://get.vivi.io)



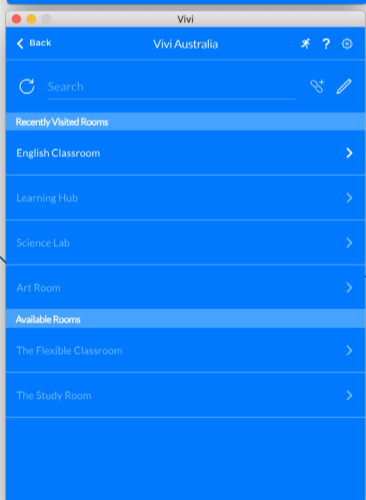
## CONNECT TO YOUR SCHOOL

Open your Vivi App, type in your school's name and make your selection from the list that appears.



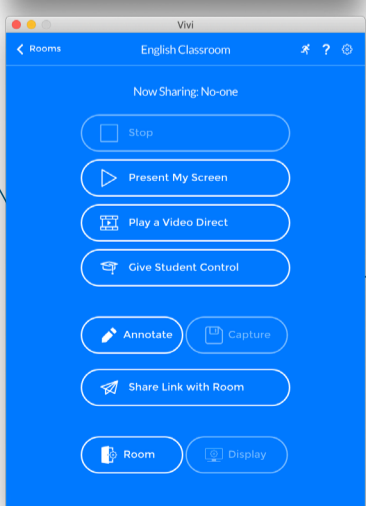
## LOG IN

Click 'Log In' and enter your existing school login details.



## CONNECT TO THE ROOM

Now, search and select the classroom that you want to connect to.



## SHARE YOUR SCREEN

You are now ready to share your screen, simply press 'Present my Screen'.



PROUD SUPPORTER OF  
**Schools Plus**

Please contact us to  
arrange a demo or  
for more information.

[www.vivi.io](https://www.vivi.io)  
[info@vivi.io](mailto:info@vivi.io)  
AUS: 1300 920 555  
USA: 1 800 265 1560